Liquid Nutrient A&B Approximate EC Chart

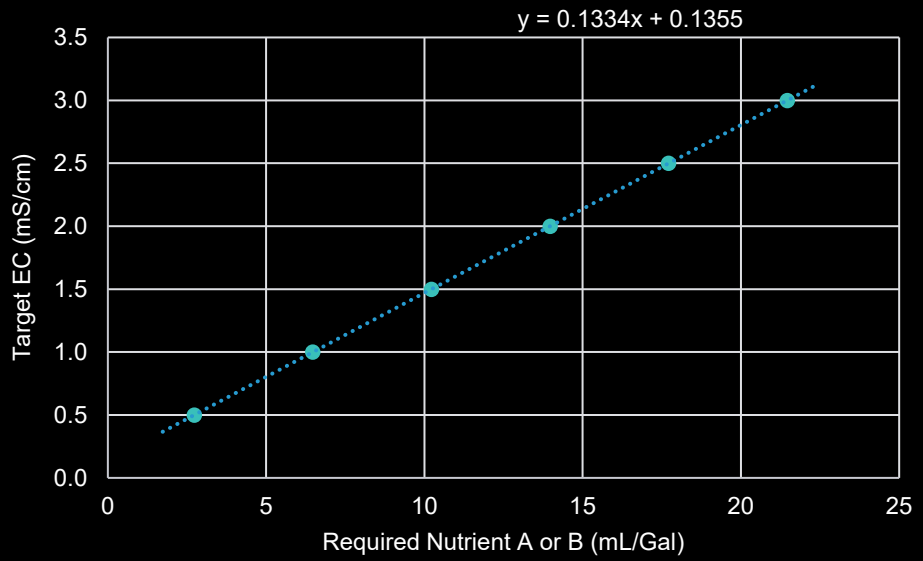

Target EC (mS/cm)	Nutrient A (mL/Gal)	Nutrient B (mL/Gal)	Combined A&B (mL/Gal)
0.5	2.73	2.73	5.5
1.0	6.48	6.48	13.0
1.5	10.23	10.23	20.5
2.0	13.97	13.97	27.9
2.5	17.72	17.72	35.4
3.0	21.47	21.47	42.9

How to use this chart: Once your target EC is located, follow the line vertically down to determine the appropriate amount of Nutrient A to add. Stir until homogenous before adding the same amount of Nutrient B to the mixture.

Liquid Nutrient A Approximate EC Chart

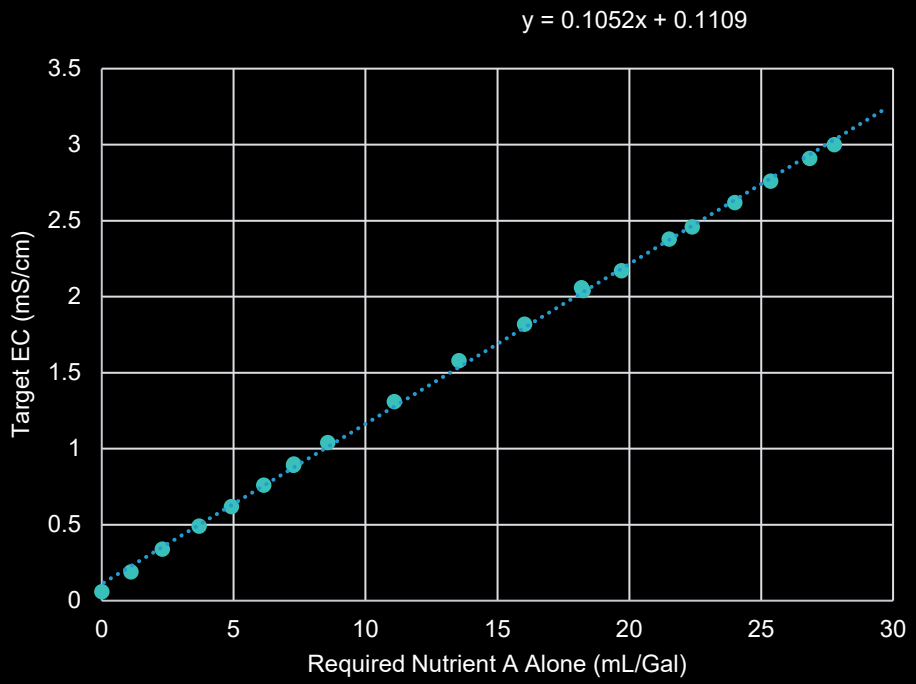

Target EC (mS/cm)	Nutrient A (mL/Gal)
0.5	3.70
1.0	8.45
1.5	13.2
2.0	17.96
2.5	22.71
3.0	27.46

How to use this chart: Once your target EC is located, follow the line vertically down to determine the appropriate amount of Nutrient A to add. Stir until homogenous.

Liquid Nutrient B Approximate EC Chart

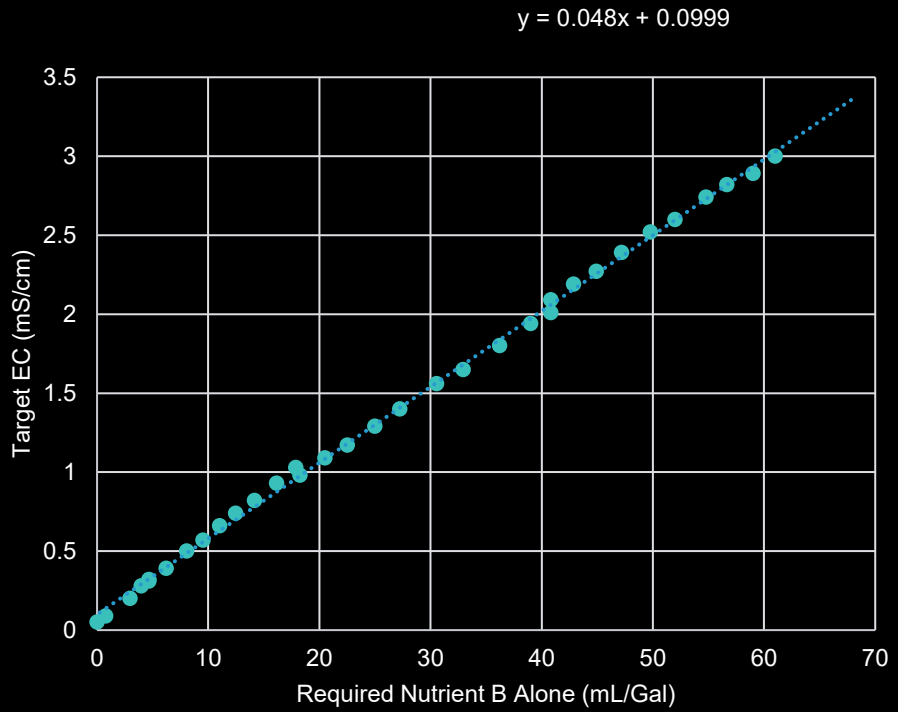

Target EC (mS/cm)	Nutrient B (mL/Gal)
0.5	8.34
1	18.75
1.5	29.17
2	39.59
2.5	50.00
3	60.42

How to use this chart: Once your target EC is located, follow the line vertically down to determine the appropriate amount of Nutrient B to add. Stir until homogenous.